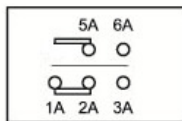
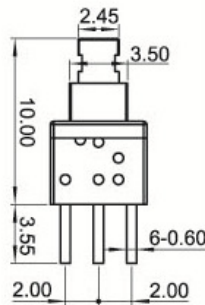
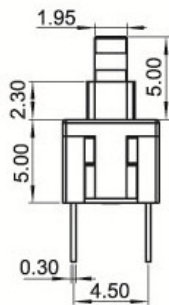
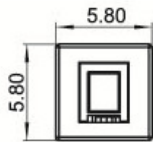
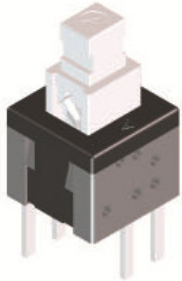


PUSH SWITCH 5 PIN 5.8 X 5.8 X 10MM

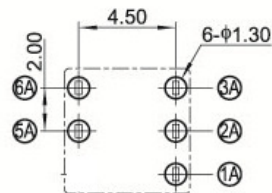
PART CODE: PS2258-5PIN-NL (NON LOCK)

PART CODE: PS2258-5PIN-SL (SELF LOCK, PUSH ON PUSH OFF)

ROHS COMPLIANT



Circuit Diagram



PCB Layout Recommended

## SPECIFICATIONS

Items		Standard
Operating temperature range		-30°C to +85°C
Electrical performance	Rating	10mA. 30V DC
	Insulation resistance	100MΩ min. 500V DC
	Dielectric strength	250V AC for 1 min.
	Contact resistance	100mΩ max.
Durability	Lifetime	10,000 Cycles min.
Operating force		180gf

